

# PM SHRI KENDRIYA VIDYALAYA PICKET

## Summer Vacation Holiday Homework

Class -II.

### SUBJECT - ENGLISH

1. Complete 15 pages in cursive handwriting book and bring it for correction on reopening day.
2. Make a video of your child while reading the following story and send to English teacher.

#### **The Lion and the Mouse**

Once upon a time, there lived a lion in a forest. One day after a heavy meal. It was sleeping under a tree. After a while, there came a mouse and it started to play on the lion. Suddenly the lion got up with anger and looked for those who disturbed its nice sleep. Then it saw a small mouse standing trembling with fear. The lion jumped on it and started to kill it. The mouse requested the lion to forgive it. The lion felt pity and left it. The mouse ran away. On another day, the lion was caught in a net by a hunter. The mouse came there and cut the net. Thus it escaped. Thereafter, the mouse and the lion became friends. They lived happily in the forest afterwards.

3. Learn a story from the Panchatantra stories to narrate after reopening of the school.

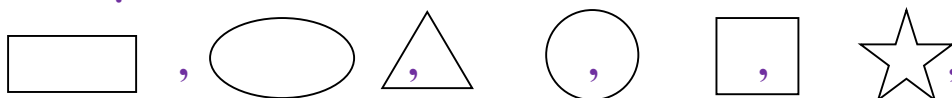
## SUBJECT: MATHEMATICS

1. Learn multiplication tables from 2 to 10 form attending dodging table test after school reopening.
2. Write and learn the number in words from 1 to 100,
3. "Number Scavenger Hunt":

1, 2, 3, 4, 5, 6, 7, 8, 9, 10 & 12

Find objects at home or outside that represent each number (e.g., 5 fingers, 3 leaves, etc.).

4. "Shape Hunt":



Find and list the objects at home or outside that match each of the above shape.

### Sub: EVS

- i) Visit your neighbourhood garden and observe the birds and animals. Choose any 2 birds, 2 animals and make their mask.
- ii) Draw a family tree in your notebook and paste pictures of your family members. Write their names.
- iii) Learn your bio-data:

Name

DOB

Address

Father's phone no

Mother's phone no

## SUBJECT: हिन्दी

- 1) हिन्दी सुलेख किताब मे दस पन्ने सुलेख लिखो ।
- 2) हिन्दी मे एक कहानी और कविता याद करो।
- 3) इन वर्कशीट को पूरा करो।

चित्र देखकर सही वर्ण पर गोला बनाओ/खाली स्थान में लिखो -



औ आ ओ



अ अं आ




इ द ई



आ अं अ



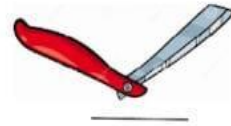
आ अ औ



उ अ ऊ



ई इ ड



र उ ऊ



( आ की मात्रा ) कुछ चित्रों में दोनों वर्णों में आ की मात्रा है।

चित्र देखकर खाली स्थान में उचित वर्ण भर कर शब्द पूरे करो -



- [ ] + न - [ ]



- ग + [ ] - [ ]



- [ ] + ल - [ ]



- [ ] + स - [ ]



- ह + [ ] - [ ]



- घ + [ ] - [ ]



- [ ] + न - [ ]



- द + [ ] - [ ]



चित्र देखकर खाली स्थान में उचित वर्ण भर कर शब्द पूरे करो -



- बा + [ ] + श - [ ]



- [ ] + र + न - [ ]



- मा + [ ] + स - [ ]



- [ ] + टा + र - [ ]



- [ ] + [ ] + या - [ ]



- [ ] + ता + ब - [ ]



- त + [ ] + या - [ ]



- [ ] + ला + स - [ ]



- प + [ ] + या - [ ]



## वर्णमाला ( स्वर/व्यंजन)

( उ/ऊ की मात्रा )

चित्र देखकर खाली स्थान में उचित वर्ण भर कर शब्द पूरे करो -



- [ ] + ला - [ ]



- भा + [ ] - [ ]



- [ ] + जा - [ ]



- [ ] + ई - [ ]



- [ ] + ल - [ ]



- [ ] + ता - [ ]



- [ ] + ध - [ ]



- [ ] + हा - [ ]



## वर्णमाला ( स्वर/व्यंजन)

( ओ/औ की मात्रा )

चित्र देखकर खाली स्थान में उचित वर्ण भर कर शब्द पूरे करो -



- [ ] + र - [ ]



- [ ] + डा - [ ]



- [ ] + ला - [ ]



- [ ] + ट - [ ]



- [ ] + ता - [ ]



- [ ] + टा - [ ]



- [ ] + जा - [ ]



- [ ] + की - [ ]





## वर्णमाला ( स्वर/व्यंजन)

( अं की मात्रा )

चित्र देखकर खाली स्थान में उचित वर्ण भर कर शब्द पूरे करो -



- [ ] + डा - [ ]



- [ ] + ड - [ ]



- [ ] + जा - [ ]



- [ ] + घ - [ ]



- [ ] + ग - [ ]



- [ ] + ख - [ ]



- [ ] + खा - [ ]



- [ ] + ख - [ ]





## वर्णमाला ( स्वर/व्यंजन)

( अं की मात्रा )

चित्र देखकर खाली स्थान में उचित वर्ण भर कर शब्द पूरे करो -



- [ ] + त + रा - [ ]



- प + [ ] + ग - [ ]



- [ ] + दू + क - [ ]



- [ ] + गू + र - [ ]



- [ ] + दि + र - [ ]



- [ ] + ग + ल - [ ]



- [ ] + द + र - [ ]



- प + [ ] + ग - [ ]



- [ ] + गू + र - [ ]



4) इस कहानी को पढते हुए आपके बच्चे का विडिओ बनाकर भेजे ।

### 3. लालची कुत्ता और हड्डी



मोती नामक एक कुत्ते को मांस लगा हड्डी का एक बड़ा सा टुकड़ा मिला। उसने हड्डी मुहँ में दबाया और अपने घर की तरफ चल दिया।

रास्ते में एक नहर पर बने हुए पुल पर से गुजरते हुए मोती ने अपने को कहा - "आज खाने का बहुत स्वाद आएगा।" पुल के ऊपर ठीक आधे में पहुँच कर मोती ने पानी में झाँक कर देखा, उसे पानी में अपनी परछाई दिखाई दी, उसने सोचा पानी में एक और कुत्ता भी है जिसके मुहँ में भी मांस वाली हड्डी है।"

वह लालची तो था ही, दूसरी हड्डी को भी पा लेने के लिए वह जोर से भाँकता हुआ पानी में कूद गया। पानी में तैर कर जैसे ही मोती किनारे पहुँचा, उदास हो कर बोला - "वाहरे मोती तूने अपनी हड्डी भी गवा दी।"

**सीख :-** लालच बुरी बला है।

## PM SHRI KENDRIYA VIDYALAYA PICKET

### SUMMER HOLIDAY HOMEWORK

#### CLASS - 3

#### INSTRUCTIONS:

- DO THIS HOLIDAY HOMEWORK IN A4 SIZE PAPER. YOU CAN USE ANY COLOUR (LIGHT COLOUR) A4 SIZE PAPER? MAKE SEPARATE FILE FOR EACH SUBJECT.
- WRITE YOUR NAME, CLASS & SECTION AND ROLL NO. WITHOUT FAIL.
- THIS HOLIDAY HOMEWORK CARRIES MARKS.
- SUBMIT IT ON THE REOPENING DAY.

#### MATHS HOLIDAY HOMEWORK

- 1) Learn tables 1 to 20.
- 2) Make tangram set using cardboard sheet and colour papers. (Search in YouTube for ideas)
- 3) Draw any five patterns that you see around.
- 4) Create two pots for odd and even numbers on a coloured sheet. Write numbers on different coloured flowers and stick them on a thick hard surface  
(For reference <https://www.youtube.com/watch?v=5aMiAFKL9ts>)
- 5) Write the names of any 10 of your family people. Write the month in which their birthday falls and on which day of the week will it fall this year.

Name	Month	Day of the week

### EVS HOLIDAY HOMEWORK

- 1) Paste a political map and mention the 28 states in it.
- 2) Plant a sapling, water it daily, observe its growth and write 5-10 lines about it.
- 3) Make 4 animals using leaves on A4 size sheet.

### HINDI HOLIDAY HOMEWORK

- 1) बारहखड़ी याद करने के बाद दस पेज़ पढ़ना और उन्ही दस पेजों की सुलेख लिखना
- 2) 1 से 100 तक गिनती हिंदी में याद करना और लिखना
- 3) मेरा परिचय हिंदी में लिखना( 10 वाक्य)
- 4) संज्ञा विषय पर एक चार्ट बनाकर लाना

### ENGLISH HOLIDAY HOMEWORK

**1. Read the passage below and write question and answers in the A4 size sheets.**

Once there lived a carpenter named Kasi. He had a five-year-old son. His name was Vasu. Kasi's father, Ramu, was too old, and he also stayed with them. Kasi began to think that his father was of no use to him because he was too old to do any work. Kasi always spoke angrily to his father. One day, Kasi gave food on a mud plate to his father. Being too old, Ramu was not able to hold the mud plate. He dropped it down and broke it. Kasi became very angry and scolded his father. Vasu observed this. The next day, Kasi gave a new mud plate. He went

out to work. When he came back, he saw the new mud plate also broken into pieces. He scolded his father badly and warned him, "Old man, if you break the next plate also, there will be no food for you". Vasu was listening to his father's words. The next day, in the evening, when he came back home, he saw his son doing some work with his carpentry tools. He was surprised to see this and happily went near him; Kasi asked Vasu, "What are you doing, my son?" Vasu replied, "Dad, I am making a plate of wood for you. When you become old, I will give you this wood plate so that you will not break it and I need not send you out of the house." Kasi realised his mistake and apologised to his father for his mistakes. He never ill-treated his father after that.

## QUESTIONS

1. Why did Kasi always speak angrily to his father?
2. Was Kasi right/wrong in being rude to his father? Give reasons.
3. Why did Vasu make a wooden plate? In your opinion what lesson did he teach his father?
4. What moral do you get from this story?
5. Suppose you were Kasi; how would you have treated your father?
6. Suggest a suitable title for this story.

## 2) Write plurals for the given words.

### Singular and Plural Nouns

Singular	Plural	Singular	Plural
1. pen		11. butterfly	
2. pencil		12. photo	
3. book		13. video	
4. chair		14. hand	
5. table		15. eye	
6. window		16. brush	
7. bed		17. peach	
8. shoe		18. baby	
9. bus		19. candy	
10. box		20. octopus	

# PM SHRI KENDRIYA VIDYALAYA PICKET

## SUMMER HOLIDAY HOMEWORK

(w.e.f 02/05/2024 to 20/06/2024)

CLASS: IV

### NOTE:

● DO THIS HOLIDAY HOMEWORK IN A4 SIZE PAPER YOU CAN USE ANY COLOUR (Light colour) A4 SIZE PAPER. MAKE SEPARATE STICK FILE FOR EVS SUBJECT.

MAKE IT COLOURFUL AND ATTRACTIVE.

● WRITE YOUR NAME CLASS, SECTION AND ROLL NO. WITHOUT FAIL.

● THIS HOLIDAY HOMEWORK CARRIES MARKS

● SUBMIT IT ON THE REOPENING DAY.

● DO ERROR FREE WORK.

## HINDI

1. तुम बड़े होकर क्या बनना चाहते हो 10 वाक्य लिखो ।
2. आपने अपनी गर्मी की छुट्टियाँ कैसे बिताईं इसके बारे में दस वाक्य लिखें ।
3. अपने पसंदीदा खेल का चित्र बना कर उसके बारे में 5 पंक्तियाँ लिखें ।
4. एक सप्ताह में 2 पेज का लेखन लिखें ।

## ENGLISH

1. Word of the day:
  - i) Learn a new word every day. (5 words in a week)
  - ii) Write whether it's a Noun, Action word or Describing word...
  - iii) Frame a sentence from it.



iv) Use punctuation marks to it. (full stop, comma, exclamation or question mark)

Ex: delicious: adjective (describing word).

Sentence: My mother and sister baked a delicious brown bread.

2. Summer Poem: Write a poem about your favorite summer activities using descriptive language and imagery.
3. Post card from vacation: Write a post card to a friend or family member about your adventures and experiences during vacation.

## MATHEMATICS

1. Prepare an expenditure chart of required kitchen groceries for your family for one month (five items). Find the total.

S. No.	Name of the item	Price per Kg.	No of Kgs.	Total

**Total:**

2. Make a chart for yourself and write the time taken to perform the activity in the following table  
EX-Playing. Reading story book, drinking water etc.

S No	Name of the activity	Starting Time	Ending Time	Total time taken


3. Write the name of different objects from day to day life that can be measured in "mm", "cm", "m" and "Km". (each 5)
4. Find the height of your family members with measuring tape and write their heights and find the difference between tallest and shortest person height in your family.

### EVS

1. Locate and highlight the following states in the political map of India:  
Uttarakhand, Rajasthan, Assam, Kerala, Gujarat  
Telangana Jammu & Kashmir.
2. Paste pictures of any one tourist place of Kerala and write few sentences on them (in A4 sheet).
3. Make model of means of transport using waste materials.

# PM SHRI KENDRIYA VIDYALAYA PICKET

## SUMMER HOLIDAY HOMEWORK

(w.e.f 02/05/2024 to 20/06/2024)

CLASS: V

### NOTE:

● DO THIS HOLIDAY HOMEWORK IN A4 SIZE PAPER YOU CAN USE ANY COLOUR (Light colour) A4 SIZE PAPER. MAKE SEPARATE STICK FILE FOR EVS SUBJECT.

MAKE IT COLOURFUL AND ATTRACTIVE.

● WRITE YOUR NAME CLASS, SECTION AND ROLL NO. WITHOUT FAIL.

● THIS HOLIDAY HOMEWORK CARRIES MARKS

● SUBMIT IT ON THE REOPENING DAY.

● DO ERROR FREE WORK.

## HINDI

- 1 अपने राज्य में मनाए जाने वाले फसली त्यौहार को आप कैसे मनाते हैं अपने शब्दों में बताते हुए एक छोटी सी वीडियो बनाओ।
2. गर्मी की छुट्टियां आप ने कैसे बिताई उसे पर लगभग 50 से 60 शब्दों में अनुच्छेद लिखना।
3. आ' से अं' तक की मात्राओ के चार - चार शब्द लिखना।
4. कोई पांच अपठित गद्यांशों का पठन करना और उससे स्वयं छोटे - छोटे प्रश्न छांटकर उनके उत्तर लिखना।

## ENGLISH



- I. Look at the picture and make a similar poster about another trending topic.
- II. Practice reading aloud in English with proper pronunciation and expressions to develop reading competency - Units I to IV (make 4 videos of the same).
- III. Read the newspaper regularly during holidays you may utilize your noon time for this activity when you are at home. Select two news items and write catchy caption. {A4 size paper}
- IV. Our school is our second home we must keep our school clean. So, write and draw any 5 rules that you follow to keep your school clean and hygienic on an A3 size green and red colour sheet.

## MATHEMATICS

1. Learn multiplication tables up to 20 for dodging tables.
2. Make a degree clock . (Refer page no. 31)

3. Collect the different postal stamps, place them on a graph paper and find the area of each stamp by counting the squares.

4. Note the pin codes of different places that you visit during the summer vacation and write their expanded form and number name.

### EVS

1. Draw four poisonous and non poisonous snakes and write five lines about them.

2. Five days report on food cook in your kitchen. ( Write Food name , Ingredients and Nutrients ).

3. Find out the different types of Mangoes. Where they are famous for? Locate their place ( state) on the Political map.